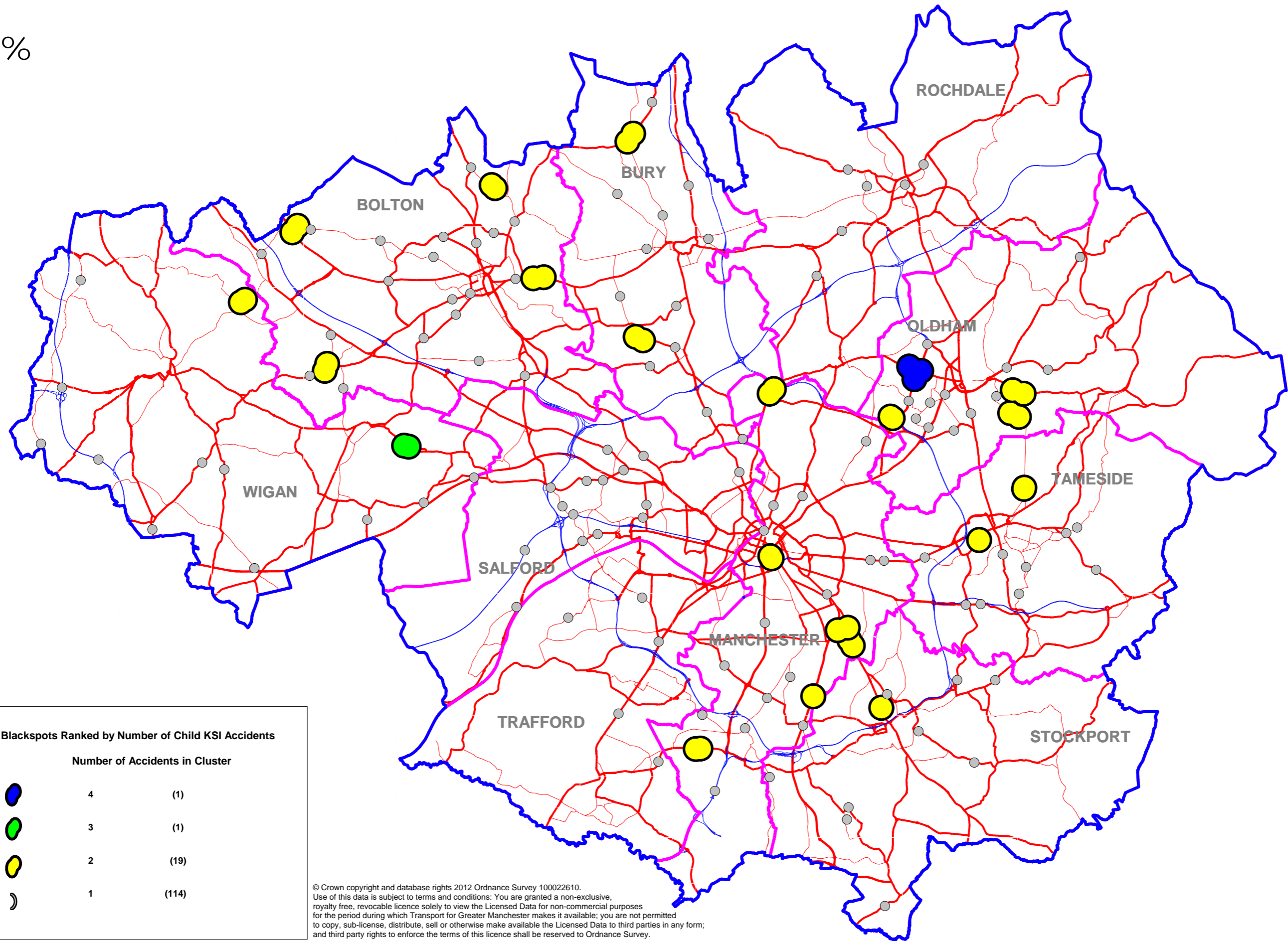






%



Density Blackspots Ranked by Number of Child KSI Accidents

Number of Accidents in Cluster		
	4	(1)
	3	(1)
	2	(19)
	1	(114)

© Crown copyright and database rights 2012 Ordnance Survey 100022610.
Use of this data is subject to terms and conditions: You are granted a non-exclusive, royalty free, revocable licence solely to view the Licensed Data for non-commercial purposes for the period during which Transport for Greater Manchester makes it available; you are not permitted to copy, sub-license, distribute, sell or otherwise make available the Licensed Data to third parties in any form; and third party rights to enforce the terms of this licence shall be reserved to Ordnance Survey.