






Density Blackspots Ranked by Number of Accidents

Number of Accidents in Cluster		
	89	(1)
	35	(1)
	17 to 21	(6)
	12 to 16	(6)
	6 to 11	(22)

This map is based upon Ordnance Survey material with the permission of Ordnance Survey on behalf of the Controller of Her Majesty's Stationery Office
© Crown copyright. Unauthorised reproduction infringes Crown copyright and may lead to prosecution or civil proceedings. GMTU LA 100020983 2010.